

# Quick Start Guide

---

*Congratulations on your  
journey to better hearing*

**summit** iQ<sup>R</sup>



**micro**tech

At MicroTech,  
we believe that  
to hear better is  
to live better.



**Summit® iQ Rechargeable** hearing aids help you stay connected to the people and things you love most.

**Summit iQ R** offers MicroTech™'s most advanced technology with supreme sound quality and features, customizable to fit your unique hearing needs.

## *Get the most out of your hearing aids*

Please visit **[microtechhearing.com/care](https://microtechhearing.com/care)** for additional tools and resources including:

- Instructional videos
- Operations manuals
- Product brochures



# Charging Your Hearing Aids

Fully charge your rechargeable system before first use. Plug the charger into the wall with the provided cord and plug. Then insert the hearing aids into the charger until the LEDs change from glowing to solid.

- Place your hearing aids in the charger with the earbud resting inside the case
- Your hearing aids will turn off automatically
- Note: The LEDs corresponding to each hearing aid:
  - Glowing Green = Charging
  - Solid Green = Fully Charged\*
  - Blinking Red = Fault State – Remove from charger, wait until LED turns off and re-insert hearing aids. If Fault State continues, call your hearing professional.
- Charging occurs with the lid open or closed
- Your hearing aids will be completely charged in under 3.5 hours

*\* If you are charging without cord, the LEDs will turn off when charged, to save battery.*

- It is safe to keep them in the charger after they are fully charged and any time you are not wearing them



- If you will not be wearing your hearing aids for an extended period of time (i.e. weeks) remove the plug from the charger and the hearing aids from the charging ports. You will need to manually power the hearing aids off by pressing the rocker switch for three seconds. You may store them in the reservoir
- Your hearing aids will automatically power on when removed from the charger
- When charging without the charger cord the LEDs will turn off when the hearing aids are fully charged
- To refresh LEDs when the charger is not plugged in, remove a hearing aid from the charging port for three seconds and then replace it in the charger (refresh lasts 10 seconds only – then LEDs will turn off again)

# Power On & Off

## **TO TURN ON:**

Your hearing aids will automatically turn on when it is removed from the charger.

If it is manually powered off, a short press to the top of the rocker switch will turn on your hearing aids.

## **TO TURN OFF:**

Your hearing aids will automatically turn off when you place it into the charger.

To manually turn off your hearing aids press and hold the top or bottom rocker switch for 3 seconds.

# System Care

## HEARING AID CARE

Keep your hearing aids clean. Heat, moisture and foreign substances can result in poor performance.

- Use a cleaning brush or soft cloth to clean debris from around the user control, microphone and battery compartment.
- Inspect the receiver, earbud or ear tip, and wax guard regularly.
- Never use water, solvents, cleaning fluids or oil to clean your hearing aids.

## Charger Care

Keep your charger clean. Heat, moisture and foreign materials can result in poor performance.

- Use the provided cleaning brush to keep the charging ports clear of debris.
- Do not use water, solvents or cleaning fluids to clean the charging ports.
- Keep lid closed as much as possible to avoid dust and debris buildup.
- Store your charger in a clean and dry location i.e., a dresser or shelf rather than the bathroom or kitchen.

To ensure the longest life of your rechargeable hearing aid batteries and the batteries in the charger:

- Fully charge hearing aid batteries every night
- Do not expose to excess heat, i.e., on a window sill or in a hot car



# Helpful Hints

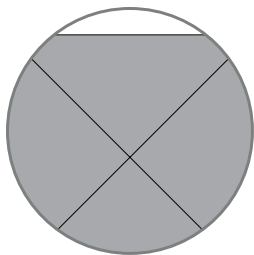
- Do not take apart your hearing aids or insert the cleaning tools inside them.
- When not in use, place your hearing aids in the storage container and store:
  - In a dry, safe place
  - Away from direct sunlight and heat to avoid extreme temperatures
  - Where you can easily find them
  - Safely out of reach from children and pets

# Hear Clear™ Receiver Wax Guards

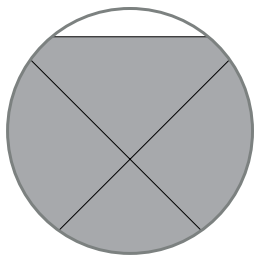
RIC hearing aids integrate disposable Hear Clear earwax protection. The innovative wax guards prevent earwax accumulation in the hearing aid receiver.

When you need to replace your wax guards, please follow the instructions below.

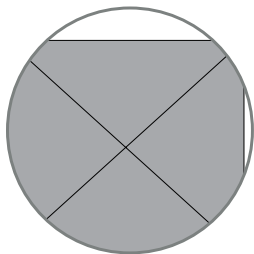
1. Insert yellow end of the application stick into used wax guard in hearing aid.
2. Pull outward on stick to remove used wax guard.
3. Use opposite end of stick to firmly insert clean wax guard into hearing aid.
4. Pull outward to remove stick and discard.



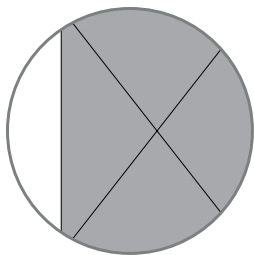
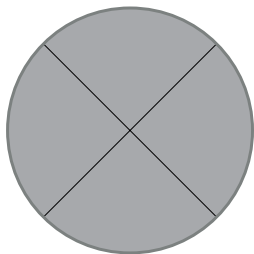
1



2



3



4

# Hearing Aid Information

Hearing Aid Serial #: R \_\_\_\_\_ L \_\_\_\_\_

Charger Serial #: \_\_\_\_\_

Warranty expiration date: \_\_\_\_\_

Memory settings, if applicable: \_\_\_\_\_

Memory #	Environment/ Listening Situation	Beep/Indicator

.....  
Special instructions: \_\_\_\_\_

\_\_\_\_\_

\_\_\_\_\_

\_\_\_\_\_

Hearing professional: \_\_\_\_\_

# Limited Warranty

This Limited Warranty provided by MicroTech, to you, the original purchaser of a MicroTech hearing aid, covers your new hearing aid when sold by a hearing professional authorized by MicroTech. The duration of this Limited Warranty begins when you first take delivery of your hearing aid from an authorized hearing professional and ends twenty-four (24) months or thirty-six (36) months later (“warranty period”) depending on the product purchased:

**36 months:** Summit iQ R System i2400

**24 months:** Summit iQ R System i2000,  
Summit iQ R System i1600

## Limitation on Duration of Implied Warranties

IMPLIED WARRANTIES, IF ANY, ARISING BY WAY OF STATE LAW, INCLUDING ANY IMPLIED WARRANTY OF MERCHANTABILITY AND/OR ANY IMPLIED WARRANTY OF FITNESS FOR A PARTICULAR PURPOSE, ARE LIMITED IN DURATION TO THE WARRANTY PERIOD. There is no warranty of any nature made by MicroTech beyond this Limited Warranty. No person has authority to enlarge, amend, or modify this Limited Warranty. MicroTech is not responsible for any undertaking, representation, or warranty (written, express, or implied) made by any hearing professional or other person beyond those expressly set forth in this Limited Warranty.

Some states do not allow limitations on how long an implied warranty lasts, so the above limitation may not apply to you.

## What this Limited Warranty Covers

This Limited Warranty covers only a “defect” in the workmanship performed and/or materials used to manufacture your hearing aid. “Defect” means the failure of the workmanship performed and/or materials used to conform the hearing aid to MicroTech’s design and manufacturing specifications and tolerances.

Your hearing professional may have issued a warranty or service plan that goes beyond the provisions of this Limited Warranty. Please contact him or her for further information.

MicroTech will either replace the hearing aid or repair any covered defect in your hearing aid, provided that you deliver your hearing aid to one of MicroTech’s authorized hearing professionals and notify the hearing professional of the defect during the warranty period and within thirty (30) days of discovering the defect. There will be no cost to you for MicroTech’s repair or replacement of the aid itself, but the hearing professional may charge a fee for services he or she provides. Performance of warranty repairs on your hearing aid shall not extend the duration of the warranty period. Any repairs performed on your hearing aid after the warranty period has expired shall be considered “good will” repairs, which shall not alter the terms of this Limited Warranty.

## How to Obtain Warranty Service

Deliver your hearing aid (at your expense) to the MicroTech authorized hearing professional from whom you purchased it. If that professional is unavailable, visit [www.MicroTechHearing.com](http://www.MicroTechHearing.com) or call the toll-free telephone number on the back of the Operations Manual to locate another authorized MicroTech hearing professional.

## What this Limited Warranty Does Not Cover

Earmolds, accessories, or damage to your hearing aid caused by misuse or neglect, accident, unauthorized alteration, or failure to provide reasonable and necessary maintenance and cleaning.

## Disclaimer of Consequential and Incidental Damages

THE PURCHASER SHALL NOT BE ENTITLED TO RECOVER FROM MICROTECH ANY CONSEQUENTIAL OR INCIDENTAL DAMAGES RESULTING FROM ANY DEFECT IN THE HEARING AID, INCLUDING BY WAY OF EXAMPLE ONLY, EXPENSES TO DELIVER THE HEARING AID TO AN AUTHORIZED HEARING PROFESSIONAL, HOTEL ROOMS, OR LOST WAGES. THIS EXCLUSION AND DISCLAIMER OF CONSEQUENTIAL AND INCIDENTAL DAMAGES SHALL BE DEEMED INDEPENDENT OF, AND SHALL SURVIVE, ANY FAILURE OF THE ESSENTIAL PURPOSE OF ANY REMEDY OF THIS LIMITED WARRANTY. Some states do not allow the exclusion or limitation of consequential

or incidental damages, so the above exclusions may not apply to you.

## Your Legal Remedies

THIS LIMITED WARRANTY DOES NOT “EXTEND TO FUTURE PERFORMANCE.” ANY ACTION TO ENFORCE THIS LIMITED WARRANTY OR ANY IMPLIED WARRANTIES MAY AND SHALL NOT BE COMMENCED MORE THAN 90 DAYS AFTER THE EXPIRATION OF THE WARRANTY PERIOD. THE PERFORMANCE OF REPAIRS SHALL NOT SUSPEND THIS LIMITATIONS PERIOD FROM EXPIRING. UNDER NO CIRCUMSTANCES SHALL MICROTECH BE OBLIGATED TO REFUND ALL OR ANY PART OF THE PURCHASE PRICE OF THE HEARING AID. Some states do not allow the reduction in the limitation period, so the above reduction in the limitation period may not apply to you. This warranty gives you specific legal rights. You may also have other rights which vary from state to state. This warranty is valid only in the United States.

Product specification may be obtained from your hearing professional.

Attention Hearing Professionals: For product specification please visit [www.StarkeyPro.com](http://www.StarkeyPro.com).

## M/T Ratings

	M	T
Summit iQ RIC R	4	3











6425 Flying Cloud Drive  
Eden Prairie, MN 55344  
800.745.4327

[microtechhearing.com](http://microtechhearing.com)

